









# WHMIS Symbols

WHMIS = Workplace Hazardous Material Information System. This system of safety symbols was developed as a standard way to indicate hazards in all workplaces (including our school).


Symbol	Symbol stands for:	What is the issue with these materials?
	Flammable and Combustible Material	
	Poisonous and Infectious Material (Immediate and Serious Toxic Effects)	
	Poisonous and Infectious Material (Long Term and Serious Toxic Effects)	
	Corrosive Material	
	Biohazardous Infectious Material	
	Dangerously Reactive Material	
	Compressed Gas	
	Oxidizing Material	

## Hazardous Household Product Symbols

Hazardous Household Product Symbols are used on household products that you can buy at the store. They tell us what the products risk level is, as well as what hazard is present.



Danger



Warning



Caution

Most dangerous —————> Least dangerous



### Activity:

Name of Product	Does it have WHMIS or HHPS labels?	Draw a sketch of the label(s).	What hazards are associated with this product?