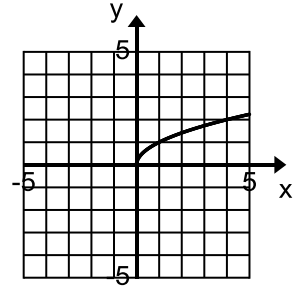


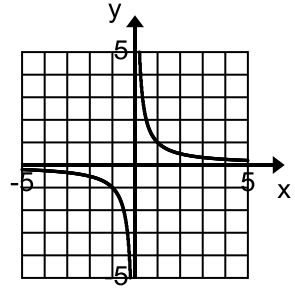
Equation of Function	Name of Function	Sketch of Graph	Special Features/ Symmetry	Domain	Range
$f(x) = x$.		
$f(x) = x^2$.		

$$f(x) = \sqrt{x}$$



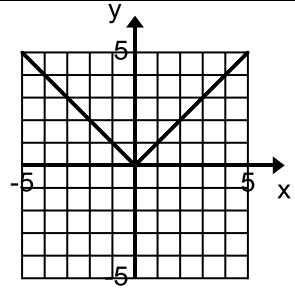
.

$$f(x) = \frac{1}{x}$$



.

$$f(x) = |x|$$



.