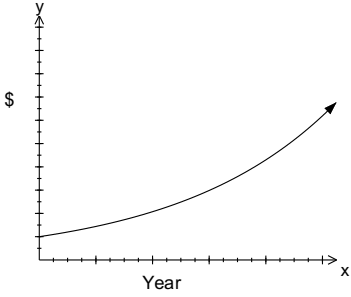
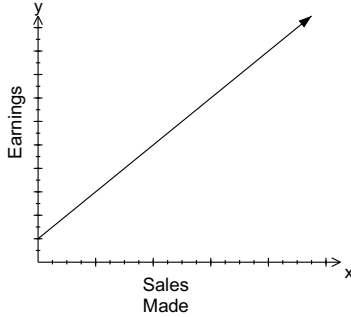
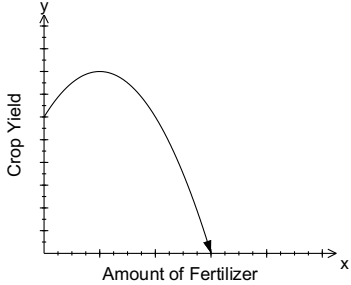
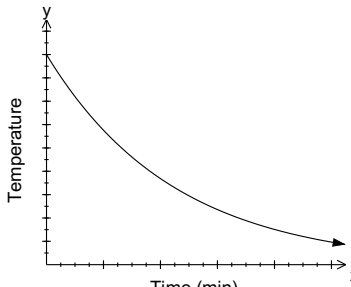




C: DESCRIBING RELATIONSHIPS IN GRAPHS

 <p>1. Value of a Compound Interest Investment</p>	
 <p>2. Jack's earnings at the sporting goods store</p>	
 <p>3. Crop yield versus amount of fertilizer used.</p>	
 <p>4. Temperature of a cooling coffee cup.</p>	