

Quiz Review

Wednesday, March 28, 2018 3:45 PM



U5D3_T
Quiz Revi...

U5D3 MPM 1DI

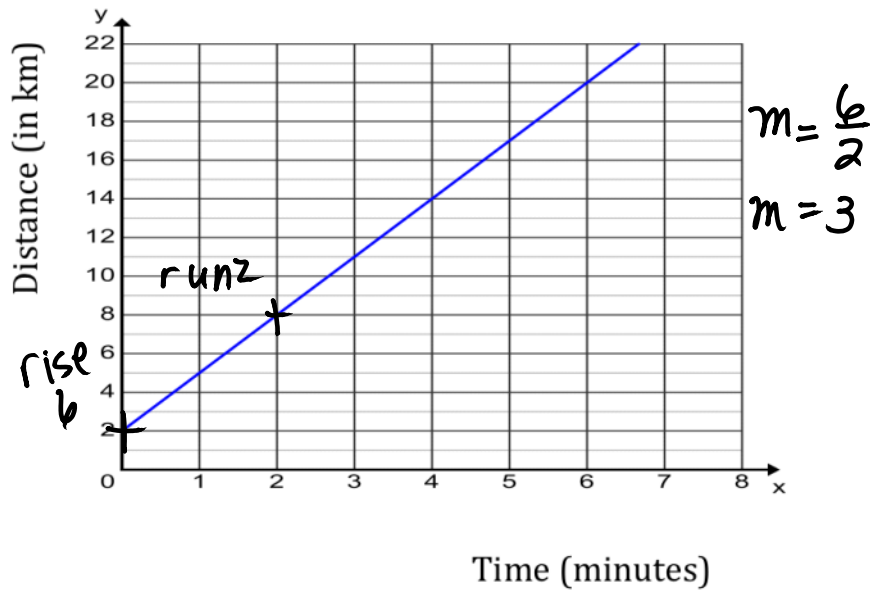
QUIZ Review

1. Calculate the first differences. Determine whether the relationship is linear or non-linear. Explain how you know.

Δx	X	Y	Δy
	0	15	
3	3	11	-4
3	6	7	-4
3	9	3	-4
3	12	-1	-4
3	15	-5	-4
3	18	-9	-4

LINEAR
since first differences are all the same.

2. a) Calculate the slope of the graph below.



b) Calculate the slope from the table of values.

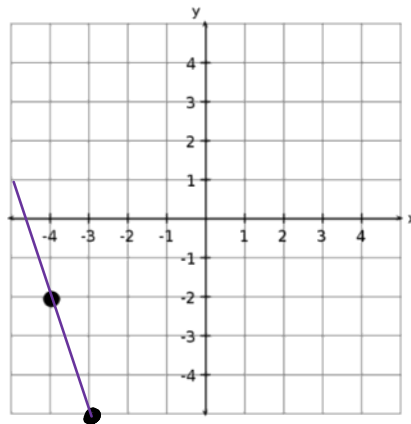
	x	y	
	0	80	
5 <	5	70	> -10
5 <	10	60	> -10
5 <	15	50	> -10

$$m = \frac{\Delta y}{\Delta x} = \frac{-10}{5} = -2$$

c) Interpret the meaning of the slope (rate of change) in 2(a)

The speed is 3 km/min.

3. Graph a line with slope -3 on the grid below.
(Start at the point already plotted for you.)

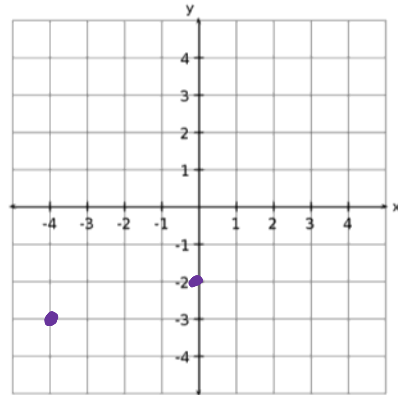


$$m = \frac{-3}{1} \text{ rise} \\ \text{run}$$

down 3, right 1
from plotted
point

4. A line has a slope of $\frac{1}{4}$ and goes through the point $(-4, -3)$. What is another point on that line? (You may do this graphically or algebraically)

$$\begin{array}{c}
 \Delta x \quad x \quad | \quad y \quad \Delta y \\
 -4 \quad | \quad -3 \\
 4 < \quad | \quad -2 > 1 \\
 0 \quad | \quad -2
 \end{array}$$



Answer: $(0, -2)$